

Name of Driver		Date	Track / Event		Engine	Plug	Manifold	Muffler
Reno Savoya		25/06/23	Reims EMC '23 finale		Picco P3TT	OS P3	Picco	Picco 2166
			Condition: Dry Temperature: 32°C					
Spur Gear	Clutch Bell	Clutch Spring	Clutch Shoe	Tire	Tire Insert	Wheel	Body	Fuel
<input checked="" type="checkbox"/> 0.8 <input type="checkbox"/> 1.0 T	<input checked="" type="checkbox"/> 0.8 <input type="checkbox"/> 1.0 T	<input type="checkbox"/> 0.90 <input type="checkbox"/> 1.00 <input checked="" type="checkbox"/> 0.95 <input type="checkbox"/> 1.10	Carbon X 3 Alu. X	Tire: Magma 2.0 Compounds: 19/33	6mik	6mik	TKI3	Hot Road GT 16%

● Diff. Gear Set-Up

	Front		Center		Rear	
Diff. Gear	<input checked="" type="checkbox"/> 10/20 <input type="checkbox"/> 12/18 <input type="checkbox"/> LSD		<input checked="" type="checkbox"/> 10/20 <input type="checkbox"/> 12/18 <input type="checkbox"/> LSD		<input checked="" type="checkbox"/> 10/20 <input type="checkbox"/> 12/18 <input type="checkbox"/> LSD	
	Ring Gear <input checked="" type="checkbox"/> 43/13 <input type="checkbox"/> 42/12	15 000 #	Diff. Size <input checked="" type="checkbox"/> Small <input type="checkbox"/> Large	7 000 #	Ring Gear <input checked="" type="checkbox"/> 43/13 <input type="checkbox"/> 42/12	15 000 #

● Shock Set-Up

	Front		Rear	
Shock Type	P: w/Diaphragm A: Aeration	Size 50 P type	Size 58 P type	
Shock Piston	B: Black W: White T: Taper	B: 6x1,2mm	W: 6x1,3mm	
Shock Oil		# 500	# 500	
Shock Spring		70mm purple	81mm purple	

● Ride Height

Front	Rear
24 mm	27 mm

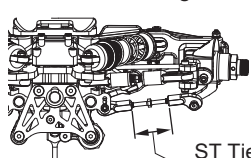
● Camber Angle

Front	Rear
-2°	-2°
mm	mm

Upper Rod



● Front Toe Angle



ST Tie Rod

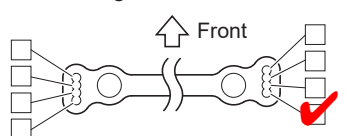
30,8 mm

● Shock Stay

Front	<input type="checkbox"/> Short <input checked="" type="checkbox"/> Long
	<input type="checkbox"/> Alu. <input checked="" type="checkbox"/> Carbon
Rear	<input type="checkbox"/> Short <input checked="" type="checkbox"/> Long
	<input type="checkbox"/> Alu. <input checked="" type="checkbox"/> Carbon

Shock Bush	
Front	<input checked="" type="checkbox"/> Short <input type="checkbox"/> Std.
Rear	<input type="checkbox"/> Short <input checked="" type="checkbox"/> Std. <input type="checkbox"/> Long

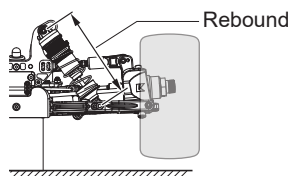
● Steering Plate



● Servo Horn

Steering	Throttle
<input type="checkbox"/> Plastic	<input type="checkbox"/> Plastic
<input type="checkbox"/> Alu. Long	<input checked="" type="checkbox"/> Alu.
<input checked="" type="checkbox"/> Alu. Short	

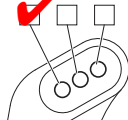
● Rebound



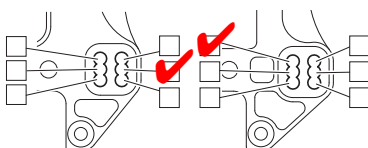
● Plate

Front	<input type="checkbox"/> Aluminum <input type="checkbox"/> Carbon <input checked="" type="checkbox"/> Plastic
Center	<input type="checkbox"/> Aluminum <input checked="" type="checkbox"/> Carbon
Radio	<input type="checkbox"/> Aluminum <input checked="" type="checkbox"/> Carbon
AMB	<input checked="" type="checkbox"/> Aluminum <input type="checkbox"/> Carbon <input type="checkbox"/> Plastic

<Front>



<Rear>



● Wing

Flap	<input checked="" type="checkbox"/> None <input type="checkbox"/> 5mm <input type="checkbox"/> 8mm
Spacer	<input checked="" type="checkbox"/> None <input type="checkbox"/> 2.5mm <input type="checkbox"/> 5mm <input type="checkbox"/> 7.5mm <input type="checkbox"/> Other _____ mm
Holes	

● Front Sus. Arm

<input type="checkbox"/> SS <input checked="" type="checkbox"/> Soft <input type="checkbox"/> Hard
--

● Front Sus. Holder

<input type="checkbox"/> Aluminum <input checked="" type="checkbox"/> Steel

● Front Sus. Holder Bush

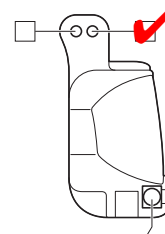
Rear Side	<input checked="" type="checkbox"/> <input type="checkbox"/> <input type="checkbox"/>
-----------	---

● Front Wheel Hub

<input checked="" type="checkbox"/> Narrow <input type="checkbox"/> Std. <input type="checkbox"/> Wide
--

● Front Hub Carrier

<input type="checkbox"/> Plastic <input checked="" type="checkbox"/> Aluminum
<input checked="" type="checkbox"/> 13° <input type="checkbox"/> 16° <input type="checkbox"/> 17.5° <input type="checkbox"/> 19° <input type="checkbox"/> 22°



● Rear Sus. Holder Bush

Front Side	<input type="checkbox"/> <input type="checkbox"/> <input checked="" type="checkbox"/> <input type="checkbox"/>
Rear Side	<input checked="" type="checkbox"/> (2) <input checked="" type="checkbox"/> (2) <input type="checkbox"/> (2.5) <input type="checkbox"/> (2.5) <input type="checkbox"/> (3) <input type="checkbox"/> (3) <input type="checkbox"/> (3.5) <input type="checkbox"/> (3.5) <input type="checkbox"/> (2) <input type="checkbox"/> (2) <input type="checkbox"/> (2.5) <input type="checkbox"/> (2.5) <input type="checkbox"/> (3) <input type="checkbox"/> (3) <input type="checkbox"/> (3.5) <input type="checkbox"/> (3.5)

● Rear Sus. Arm

<input type="checkbox"/> Soft <input checked="" type="checkbox"/> Hard
Rear Sus. Bush
<input type="checkbox"/> Short <input type="checkbox"/> Medium <input checked="" type="checkbox"/> Long

● Sway Bar

Front	Rear
φ 2,1mm	φ 2,8mm
0 mm	2 mm



● Rear Wheel Hub

<input type="checkbox"/> Narrow <input checked="" type="checkbox"/> Std. <input type="checkbox"/> Wide
--

● Wheelbase

Collar of Rear Hub Carrier	
Front Side	5 mm
Rear Side	0 mm

● Shock Position of Sus. Arm

Front	<input type="checkbox"/> In <input checked="" type="checkbox"/> Out
Rear	<input type="checkbox"/> In <input checked="" type="checkbox"/> Out

● Center Drive Shaft

Front	<input checked="" type="checkbox"/> <input type="checkbox"/> <input type="checkbox"/>
Rear	<input checked="" type="checkbox"/> <input type="checkbox"/> <input type="checkbox"/>

● Universal Swing Shaft

Front	<input type="checkbox"/> Std. <input checked="" type="checkbox"/> Cap-U
Rear	<input type="checkbox"/> Std. <input checked="" type="checkbox"/> Cap-U

● Rear Hub Carrier

<input type="checkbox"/> Plastic <input checked="" type="checkbox"/> Aluminum

● Hub Carrier Bush

<input checked="" type="checkbox"/> Plastic <input type="checkbox"/> Brass
--

<input type="checkbox"/> <input checked="" type="checkbox"/> <input type="checkbox"/> <input type="checkbox"/>
--

● Weight

Front	Rear
<input type="checkbox"/> None	<input type="checkbox"/> None
<input type="checkbox"/> IFW604-10	<input type="checkbox"/> IFW605-10
<input checked="" type="checkbox"/> IFW604-20	<input checked="" type="checkbox"/> IFW605-20
<input type="checkbox"/> other	<input type="checkbox"/> other

Memo:

Super slippery track like on ice