SPARKO
WWW.SPARKORACING.COM

FORMULA EIGHT ELECTRIC
SETUP SHEET

Date: 27/08/2025
Driver: Noha Ben Mohamed
Track: IFMAR WC 1/8e Buggy

Composition:
Size: ☐Open ☐Mixed ☐Tight
Traction: ☑High ☑Medium ☐Low
Surface: ☐Smooth ☐Both ☐Bumpy

ESC	Motor	Battery	Battery Configuration			Tires	Tire Insert	Wheel	Body
Corsatec	Corsatec	Corsatec	Shorty: ___ V x ___ Pcs Standard: ___ V x ___ Pcs	Shorty: ☐ STF ☐ STM ☐ STR ☑ SD2 (Standard 2S) ☐ SD4 (Standard 4S)	☐ Inward ☐ Outward ☐ Outward Only	Model: Blackhole Compounds: SOFT	Matrix	Matrix	Aria
220 A	2100 KV	7400 Mah							

Diff Gear Set-Up

	Front	Center	Rear
Diff. Fluid	# 80k	# 80k	# 10k
	___ x ___ T	17 x 46 T	___ x ___ T

Shock Set-Up

Cap ☑ Bladder ☐ Emulsion	Front	Rear
Oil Brand: Corerc	# 550	# 450
Spring Collar Spacer	kit mm	kit mm
Pistons	φ 6 x 1.3	φ 6 x 1.4
Spring	hb	hb

Ride Height

Front	Rear
20 mm	25 mm

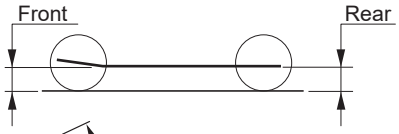

Rebound

Front	Rear
0 mm	0 mm

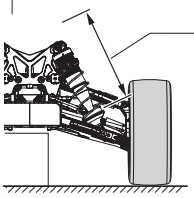

Camber Angle

Front	Rear
+ / – -2 °	+ / – -2 °

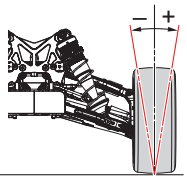

+ Positive Camber
– Negative Camber

Wheelbase
___ mm

Track Width
___ mm

Shock Mount Position

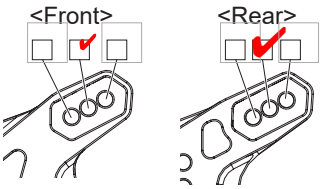

Rear Upper Arm Position

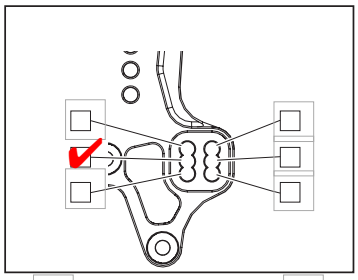

Sus. Arm

Front	☐ In	☑ Out
Rear	☐ In	☑ Out

Rear Hub

☑ Plastic
☐ Aluminum

Hub Carrier Bush
☑ Plastic
☐ ___

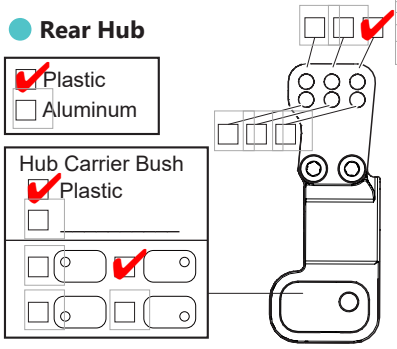

☐ 0mm
☐ 2mm
☐ 3mm
☐ 5mm

☐ 0mm
☐ 2mm
☐ 3mm
☐ 5mm

HEX:
☑ 4.5mm
☐ 5.5mm
☐ 6.5mm

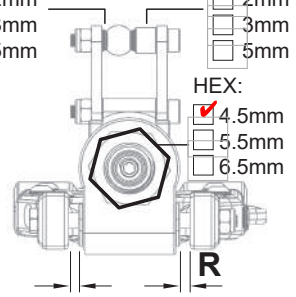

4 mm

___ mm

Arm

Front	Rear
☐ Soft	☐ Soft
☑ Hard (Std.)	☑ Hard (Std.)
☐ +2mm	☐ +1.5

Front Hub Carrier

☐ Plastic ☐ Aluminum
☐ 16° ☑ 20° ☐ +4 °

Front Upper Arm

☑ A Arm ☐ Linkage

Front Upper Arm Position

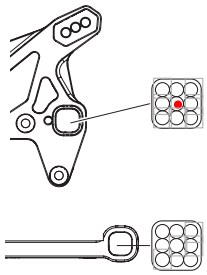

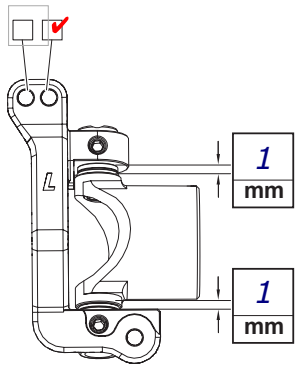

Toe Angle

Front	
+	1.5 °
–	°

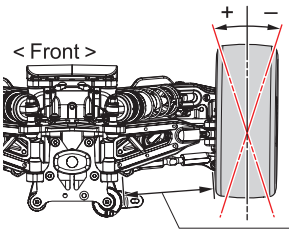

___ mm

Front Toe-In

FF 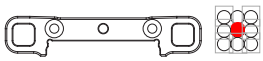

FR 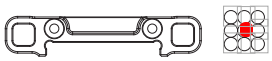

Rear Toe-In

RF 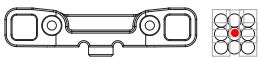

RR 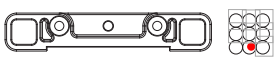

Steering Plate

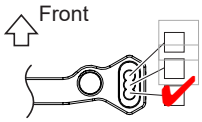

Sway Bar

Front	Rear
φ 2.3	φ 2.8
2 mm	2 mm

Wing

☐ High Force
☐ Holes
☐ Without

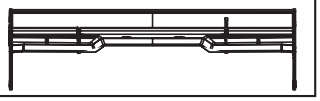

Wing Position / Angle

☐ H
☑ M
☐ L
☐ H
☑ M
☐ L

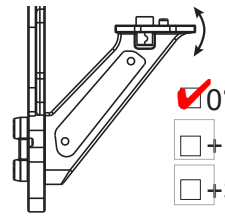

☑ 0°
☐ +1.5°
☐ +3°

Notes

TRC Piston

Arn0